

Champ® VMV

LED luminaires for hazardous areas

3,000 to 25,000 lumen LED high bay luminaires



Powering Business Worldwide



Champ® VMV LED

Safe. Reliable. Efficient.

Featuring the industry's broadest range of LED luminaires for harsh, hazardous and industrial environments, Eaton's Crouse-Hinds can deliver a lighting solution that performs reliably in even the worst operating conditions. All the while reducing your energy, maintenance and manpower costs.

Why LED?

Useful life

Rated life is up to 60,000 hours of maintenance-free and safe operation

Energy efficiency

LED average energy consumption is significantly less than traditional fluorescent and HID fixtures

Start/restart time

Instant illumination versus 10 minute restrike time for HID

Light quality

Higher color rendering compared to fluorescent and HID

Environmental benefits

Mercury-free LED eliminates disposal costs and lower energy consumption for a smaller carbon footprint

Why Crouse-Hinds?

Rugged design

Built to withstand extreme temperatures, vibration, water and dust

High efficacy

Up to 124 lumens per watt (model dependent)

Thermal management

Effective heat sinking ensures longer life

Quality of light

Custom optics designed to maximize light distribution and intensity

Versatile mounting

LED fixtures are compatible with Crouse-Hinds' HID installed base

Why Champ VMV LED?

Rugged mid to high bay solutions. Champ VMV LED luminaires are engineered to provide maintenance-free operation while delivering long life and high lumen performance.



Custom optics:

- Type I, III and V optics designed to maximize light distribution and intensity*

* Type V optics standard.

Increased efficiency and durability:

- Up to 124 lumens per watt
- Economic life: 7-20 years

Built to last:

- Type 4X rated
- Impact-resistant lens sealed from the outside environment provides ingress protection against water and dust
- Die cast aluminum LED housing provides efficient thermal path to heat sink assembly
- Vertical fin design facilitates air flow and dust shedding

Simple installation and replacement:

- Contractor-friendly design is ideal for both retrofit and new construction
- Easy to retrofit using existing HID Champ mounting module
- Compact modular design for easy component replacement and future upgrades
- Available with lever lock connectors and standard three-pole terminal block



VMV3L-VMV11L

optimized for 8-30 foot mounting heights



VMV13L & VMV17L



VMV21L & VMV25L

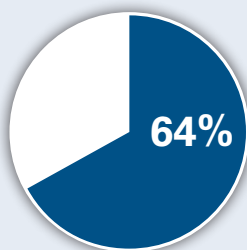
optimized for 30-60 foot mounting heights

LED vs. HID savings at a glance

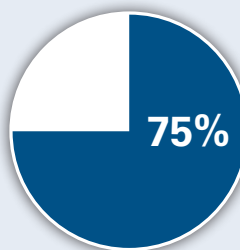
Why are so many facilities making the switch from HID to LED?

The numbers say it all.

VMV7L vs. 175 Watt MH



64% REDUCTION IN ENERGY COSTS



75% LOWER TOTAL COST OF OWNERSHIP



100% MAINTENANCE REDUCTION

Assumptions: Calculations based on overall life of the LED system. Energy cost of \$.09 per kilowatt; 24 hour per day operation; labor rate of \$75 each for 2 workers; average time for fixture maintenance of 1 hour.

Custom optics

Eaton's Crouse-Hinds continuously focuses on engineering product solutions tailored to our customers' unique needs and applications.

Champ VMV LED luminaires feature custom optics designed to maximize light distribution and intensity, providing flexibility for retrofits or new installations throughout the site.



Three optical options to maximize light distribution and intensity



VMV3L - VMV11L



Type I



Type III



Type V



TYPE I

Long and rectangular for hallways, walkways, loading docks, catwalks.

Ideal for:

- Mining conveyor belts
- Aisleways and hallways
- Catwalks and walkways
- Ramps and loading docks
- Tunnels with overhead mounts



TYPE III

Wall mount light distribution, minimizing spillover on the wall.

Ideal for:

- Narrow crosswalks or passages with wall mounted fixtures
- Tunnels with wall mount
- Wall or stanchion mount requiring 180° forward throw beam patterns



TYPE V

Regular circular distribution pattern for high/low bay indoor and outdoor ceiling or pendant mount lighting.

Ideal for:

- Pendant, ceiling or stanchion mount overhead building mounts
- Processing mills, industrial plants, large buildings, warehouses, etc.

Colored LED options:

- Available in green and amber*
- Reduction in light pollution for night space observation and sky glow due to isolating blue wavelength in red and amber colors
- Wildlife-friendly
- Improves visibility for telescopes in observatories during night sky space exploration

* Custom optics not available with colored LEDs. One model per color, see assignment sheet.

Case study: Type I optics

Catwalk/conveyor lighting

Utilizing Eaton's Crouse-Hinds lighting layout services, Champ VMV luminaires with Type I optics and HID luminaires are shown installed on a catwalk to compare photometrics.

Comparison

Champ Type I LEDs have a wider linear pattern than equivalent HID luminaires and provide more efficient light dispersion, which fully illuminates the catwalk.

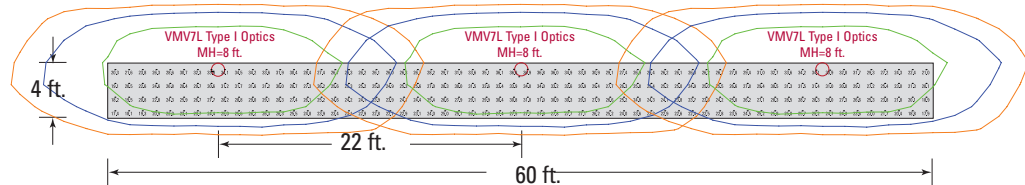
Results

Champ VMV LED with Type I optics provides superior illumination along the conveyor and walkway safely. With no gaps in illumination, the optical pattern allows for increased spacing of fixtures and a safer conveyor system.

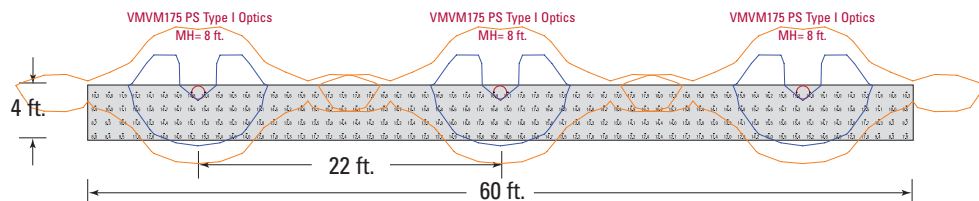
Savings realized

- **Champ Type I pattern allows for greater fixture spacing** along the catwalk or conveyor system
- Increased visibility with no dark spots results in safer conditions for workers
- LED system provides between 7 to 20 years of maintenance-free operation
- Up to 64% energy savings over the life of the fixture

Champ® Gen III w/ Type I Optics



175W Metal Halide w/ Type I Optics

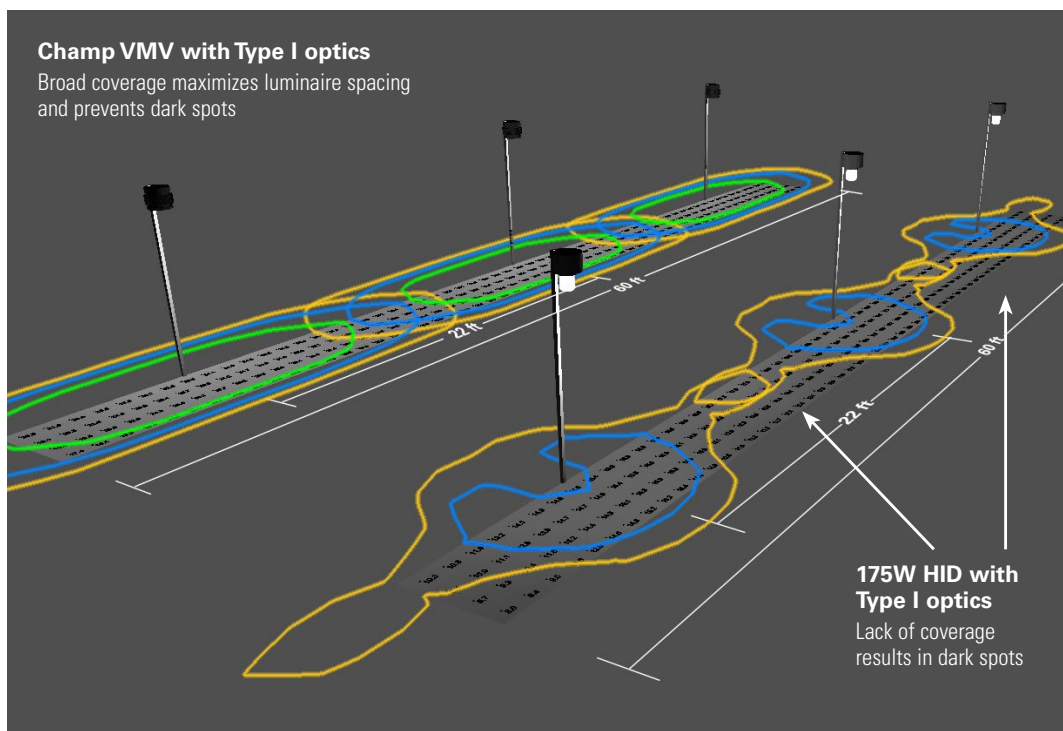


Luminaire	Calc. Type	Units	Avg.	Max.	Min.	Avg./Min.	Max./Min.
Champ VMV	Illuminance	Fc	26.91	36.9	17.4	1.55	2.12
175W MH	Illuminance	Fc	14.32	18.0	7.9	1.81	2.28

Champ VMV has broader coverage area, higher delivered footcandles and uniformity for a typical catwalk or conveyor application.

Champ VMV with Type I optics

Broad coverage maximizes luminaire spacing and prevents dark spots



Lighting layout & design services:

Let us help you design your next big project!

Contact Crouse-Hinds Customer Service
crousecustomerctr@eaton.com
(866) 764-5454

Champ VMV Series LED Luminaires

Champ VMV Series LEDs are designed to provide full-spectrum, crisp, white light with custom IES Type I, III and V distribution.

Model	Typical lumens (Type V)*	Wattage	Lumens per watt	Equivalent HID luminaire	Typical energy savings / lifetime
VMV3L	3,531	29	122	70W-100W	Up to 77%
VMV5L	5,335	43	124	100W-150W	Up to 67%
VMV7L	7,195	62	116	150W-175W	Up to 67%
VMV9L	9,266	85	109	250W-320W	Up to 74%
VMV11L	11,440	113	101	320W-400W	Up to 74%
VMV13L	13,226	130	102	400W	Up to 68%
VMV17L	18,793	168	112	400W-600W	Up to 72%
VMV21L	22,110	196	113	600W-750W	Up to 74%
VMV25L	26,531	232	114	750W-1000W	Up to 77%

* Tolerance +/- 10%.

Applications:

- For areas with mounting heights of 8-60 feet
- Oil and gas refineries, drilling rigs, petrochemical facilities, food and beverage facilities, platforms, loading docks, tunnels, indoor/outdoor spotlighting, outdoor wall and stanchion mounted general area lighting, and where flammable vapors, gases, ignitable dusts, fibers or flyings are present
- Locations requiring continuous and consistent light levels in extreme ambient temperatures
- Where extremely corrosive, wet, dusty, hot and/or cold conditions exist
- Classified and hazardous locations

Champ VMV benefits:

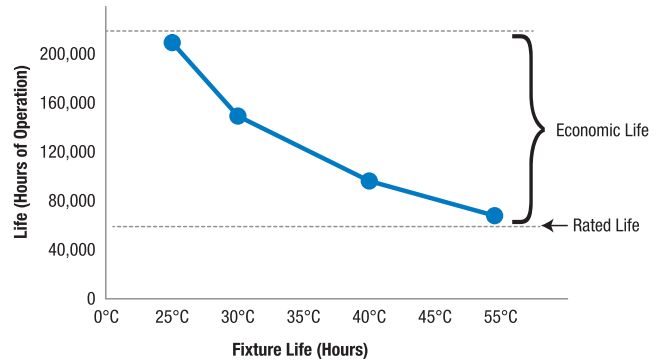
- Instant illumination and restrike
- Cold temperature operation / no warm-up required
- Option for redundancy in drivers with multiple series circuits connected to each driver to avoid complete loss of illumination
- Easy installation - compact modular fixture attaches onto existing Champ mounting module
- Energy-efficient technology - up to 64% energy savings over HID fixtures
- Contains no mercury or other hazardous substances
- Shock- and vibration-resistant solid-state luminaires have no filaments or glass components that could break - greatly reduces the risk of premature failure
- Operating ambient: -40°C to 65°C (VMV3L-VMV11L models); -40°C to 55°C (VMV13L-VMV25L models)
- 5 year fixture warranty†

† Refer to page 2 of the D-0914 authorized distributor price book for Crouse-Hinds standard Terms and Conditions.

LED system:

- High intensity discrete power emitters
- Standard: cool white (5000K, 70 CRI)
Optional: warm white, (3000K, 80 CRI)
- Custom Type I, III and V optics available
- Optics clocking in field to align Type I and Type III light patterns to illumination path for VMV13L-VMV25L

LED system lifetime rated versus economic life:



Economic life can range anywhere between 64,000 to 200,000 hours, or 7 to 20 years of maintenance-free operation.

Fixture life and years of maintenance-free operation

Ambient temperature	Fixture life (hours)	No. of years at 24 hours usage	No. of years at 12 hours usage
25°C	201,008	23	46
30°C	153,445	17	35
40°C	94,949	11	22
55°C	64,286	7	15

* 50,000 hrs of life at 65°C ambient for VMV3L-VMV11L/UNV1 models.

Fixture life:

- Rated life of 60,000 hours @ 55°C operating ambient and 24/7 continuous operation for 365 days
- Economic life of 200,000 hours @ 25°C ambient
- L70 >300,000 hours @ 55°C

Drivers

Option	Voltage: VMV3L-VMV25L
/UNV1	120-277 VAC, 50/60 Hz; 108-250 VDC, 50/60 Hz
/UNV34	347-480 VAC, 50/60 Hz

Standard materials:

- Lamp housing and adapter - die cast aluminum with Corro-free™ epoxy powder coat
- Lens - heat- and impact-resistant glass
- Gaskets - silicone
- External hardware - stainless steel
- Factory-sealed, no external seals required

Qualifications and compliances:

- DesignLights Consortium® Qualified (some models are not DLC qualified)*



* Approved models include: VMV3L/UNV1; VMV5L/UNV1; VMV7L/UNV1; VMV9L/UNV1; VMV11L/UNV1; VMV13L/UNV1; VMV17L/UNV1; VMV21L/UNV1; VMV25L/UNV1; VMV3L/UNV34; VMV5L/UNV34; VMV7L/UNV34; VMV9L/UNV34; VMV11L/UNV34.

Refer to www.designlights.org Qualified Products List under family models for full listing details. Not all models are approved for all application categories.

Certifications and compliances:

NEC and CEC

- Class I, Division 2, Groups A, B, C, D; Class I, Zone 2, nA nR; Class II, Groups E, F, G; Class III
- Zone 21 tb
- Simultaneous Presence
- Wet Locations, NEMA 4X, IP66

UL Standards

- UL844; UL1598 Luminaires; UL1598A Marine; UL8750; UL50; UL50E

CSA Standard

- cUL Listed to CSA Standard CSA C22.2 No. 137

IEC**

- IEC 60079-0:2011; IEC 60079-15:2010; IEC 60079-31:2008; IEC 60598-2-1:1979; IEC 60529:2001
- Ex nA nR IIC T* Gc -40 to +40
- Ex nA nR IIC T* Gc -40 to +55
- Ex nA nR IIC T* Gc -40 to +65
- Ex tb IIIC T*°C Db -40 to +40
- Ex tb IIIC T*°C Db -40 to +55
- Ex tb IIIC T*°C Db -40 to +65







VMV3L-VMV11L only

- IECEx UL 13.0052X

VMV13L-VMV25L only

- IECEx UL 14.0031X

ATEX/CE**

- EN 60079-0:2012; EN 60079-15:2010; EN 60079-31:2009; EN 60598-2-1:1989; EN 60929:1991 +A1:2001
-  II 3 G Ex nA nR IIC T* Gc -40 to +40
-  II 3 G Ex nA nR IIC T* Gc -40 to +55
-  II 3 G Ex nA nR IIC T* Gc -40 to +65
-  II 2 D Ex tb IIIC T*°C Db IP66 -40 to +40
-  II 2 D Ex tb IIIC T*°C Db IP66 -40 to +55
-  II 2 D Ex tb IIIC T*°C Db IP66 -40 to +65

VMV3L-VMV11L only

- DEMKO 13 ATEX 1475031X; DEMKO 13 ATEX 1305741X

VMV13L-VMV25L only

- DEMKO 14 ATEX 1324722X; DEMKO 14 ATEX 2274231X

* See temperature code table below.

** VMV3L-VMV11L rated to +65°C, VMV13L-VMV25L rated to +55°C.

Temperature codes:

Lamp/lumen output	Driver type	Ambient temperature	Class I, Div. 2	Class II, Div. I	Simultaneous rating Class I, Div. 2, Div. 1	Class I, Zone 2 AEx nA nR; Ex nA nR	Class III, Div. 1 Class II, Div. 1, Groups E, F, G Zone 21 AEx tb IIIC
3L, 5L, 7L, 9L, 11L	/UNV1	40°C	T5	T5	T3C	T6	T66°C
3L, 5L, 7L, 9L, 11L	/UNV1	55°C	T5	T4A	T3A	T5	T83°C
3L, 5L, 7L, 9L, 11L	/UNV1	65°C	T4A	T4A	T3A	T4	T92°C
3L, 5L, 7L, 9L, 11L	/UNV34	40°C	T3C	T5	T3C	T4	T70°C
3L, 5L, 7L, 9L, 11L	/UNV34	55°C	T3A	T4A	T3A	T4	T85°C
3L, 5L, 7L, 9L, 11L	/UNV34	65°C	T3A	T4A	T3A	T4	T92°C
13L, 17L	/UNV1; UNV34	40°C	T4A	T5	T4A	T6	T66°C
13L, 17L	/UNV1; UNV34	55°C	T4	T4A	T4	T5	T81°C
21L, 25L	/UNV1; UNV34	40°C	T4A	T5	T4A	T6	T71°C
21L, 25L	/UNV1; UNV34	55°C	T4	T4A	T4	T5	T86°C

Electrical ratings:

	VMV3L	VMV5L	VMV7L	VMV9L	VMV11L
Voltage range, VAC	120-277	120-277	120-277	120-277	120-277
Frequency	50/60 Hz	50/60 Hz	50/60 Hz	50/60 Hz	50/60 Hz
Input power (watts)	29	43	62	85	113
Input amps at 120-277 VAC	0.24-0.11	0.35-0.16	0.52-0.23	0.71-0.31	0.95-0.41
Voltage range, VDC	108-250	108-250	108-250	108-250	108-250
Power factor	>0.90	>0.90	>0.90	>0.90	>0.90
Total harmonic distortion (THD)	<20%	<20%	<20%	<20%	<20%
Nominal lumenst (Type V)	3,531	5,335	7,195	9,266	11,440

	VMV13L	VMV17L	VMV21L	VMV25L
Voltage range, VAC	120-277	120-277	120-277	120-277
Frequency	50/60 Hz	50/60 Hz	50/60 Hz	50/60 Hz
Input power (watts)	131	168	196	232
Input amps at 120-277 VAC	1.08-0.48	1.40-0.62	1.64-0.73	1.94-0.87
Voltage range, VDC	108-250	108-250	108-250	108-250
Power factor	>0.90	>0.90	>0.90	>0.90
Total harmonic distortion (THD)	<20%	<20%	<20%	<20%
Nominal lumenst (Type V)	13,226	18,793	22,110	26,531

† Tolerance +/- 10%.

Weights:

Luminaire	lbs.	kg.
VMV3L-VMV11L	21.8	8.07
VMV13L & VMV17L	36.0	16.32
VMV21L & VMV25L	44.0	19.95

Mounting module	lbs.	kg.
Pendant	1.25	0.57
Cone pendant	4.00	1.81
Flexible pendant	1.50	0.68
Ceiling	2.75	1.25
Wall	4.50	2.04
Angled stanchion*	3.50	1.59
Straight stanchion	4.50	2.04

* Angled stanchion for VMV3L-VMV11L models only.

Ordering information

Part number example

VMV17LW2AR1G/UNV1 S890

VMV 17L W 2A R1 G /UNV1 S890

Lamp/function

3L	3,531 lumen LED
5L	5,335 lumen LED
7L	7,195 lumen LED
9L	9,226 lumen LED
11L	11,440 lumen LED
13L	13,226 lumen LED
17L	18,793 lumen LED
21L	22,110 lumen LED
25L	26,531 lumen LED
GL*	Green (4,300 lumen LED)
AL*	Amber (5,000 lumen LED)

* Custom optics not available with colored LEDs.

Color temperature

BLANK	Cool (5000K), colored
W	Warm (3000K)

Mounting style

BLANK	No Cover	2C	¾" ceiling
J*	1-½" stanchion, 25° angled	3C	1" ceiling
P	1-½" stanchion, straight	20C	20mm ceiling
2A	¾" pendant	25C	25mm ceiling
3A	1" pendant	2HA	¾" flexible pendant
20A	20mm pendant	2TW	¾" wall
25A	25mm pendant	3TW	1" wall
2B	¾" cone pendant	20TW	20mm wall
3B	1" cone pendant	25TW	25mm wall

* For VMV3L-VMV11L only.

Suffixes

S812*	Trunnion mount kit with pin
S831**	Safety cable
S890	Quick clip
S891**	Diffused lens
S892***	Redundant driver
S896**	Teflon coated lens
S903	Polycarbonate lens
TB6	Six-pole terminal block

* Order with ceiling mount only.

** Not available for IEC.

*** Available for 5L & 7L only. Redundant driver standard on 9L - 25L models. 7L = 6,616 lumens with S892 suffix.

Voltage

/UNV1	120-277 VAC, 50/60 Hz; 108-250 VDC, 50/60 Hz
/UNV34	347-480 VAC, 50/60 Hz

Guard

BLANK	No guard
G	P3001 wire guard

Optics

BLANK	Type V optic standard (all mounts)
R1	Type I optic (all mounts minus ceiling for 3L-11L, available with mounts for 13L-25L models)
R1A*	Type I optic (ceiling with conduit 45° counterclockwise or 135° clockwise from hinge)
R1B*	Type I optic (ceiling with conduit 45° clockwise or 135° counterclockwise from hinge)
R3	Type III optic (all mounts minus ceiling)
R3AP*	Type III optic (select when using Appleton® top hat adapter with Champ fixture)
R3A1*	Type III optic (ceiling with conduit 45° counterclockwise from top hat hinge)
R3A2*	Type III optic (ceiling with conduit 135° clockwise from top hat hinge)
R3B1*	Type III optic (ceiling with conduit 45° clockwise from top hat hinge)
R3B2*	Type III optic (ceiling with conduit 135° counterclockwise from top hat hinge)

*For VMV3L-VMV11L only.

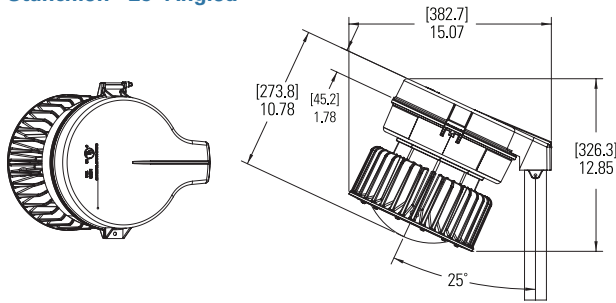
Accessories (ordered separately)

D2S20	Photocell, 120V, 50/60 Hz
D2S208 277	Photocell, 208-277V
VMVL S812 K1*	Trunnion mount kit with pin

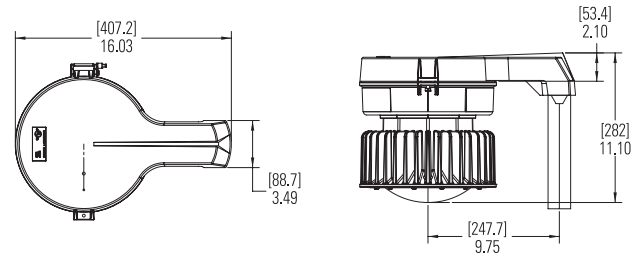
* Order with ceiling mount only.

Mounting options and dimensions

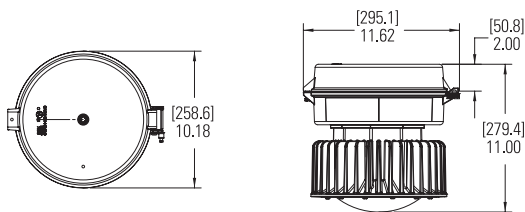
Stanchion - 25° Angled



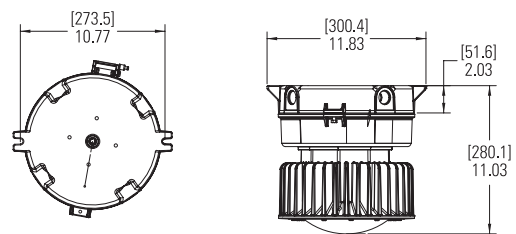
Stanchion - Straight



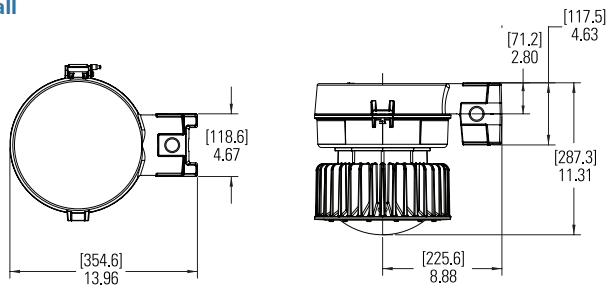
Pendant



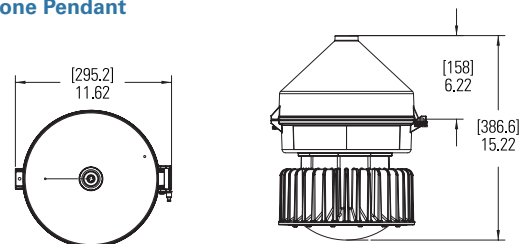
Ceiling



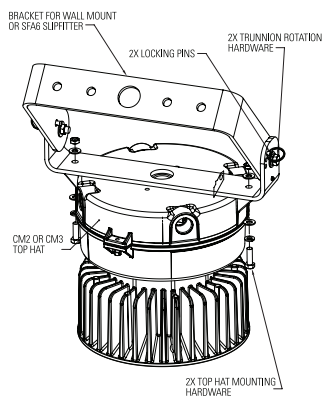
Wall



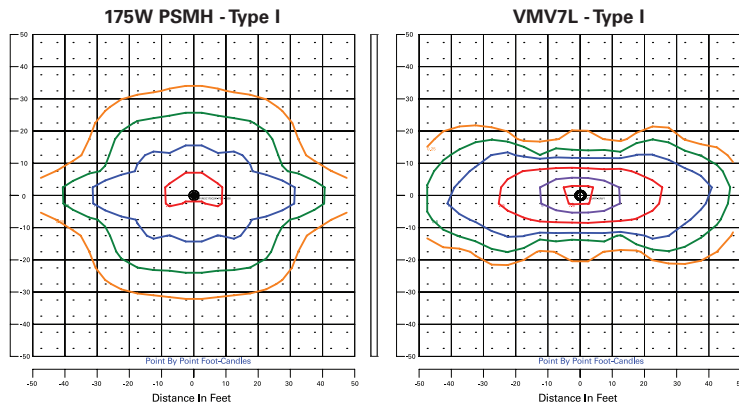
Cone Pendant



Trunnion



Photometric comparison at 15 ft. mounting height

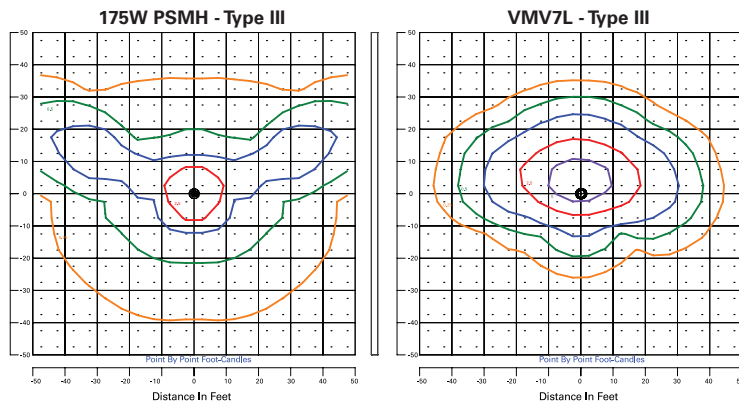


Type I optical pattern



Calculation summary

Label	Calc. type (in Fc)	Avg.	Max.	Min.
VMV 175W MH Grid	Illuminance	0.45	2.8	0.0
VMV LED Grid	Illuminance	0.62	8.0	0.0

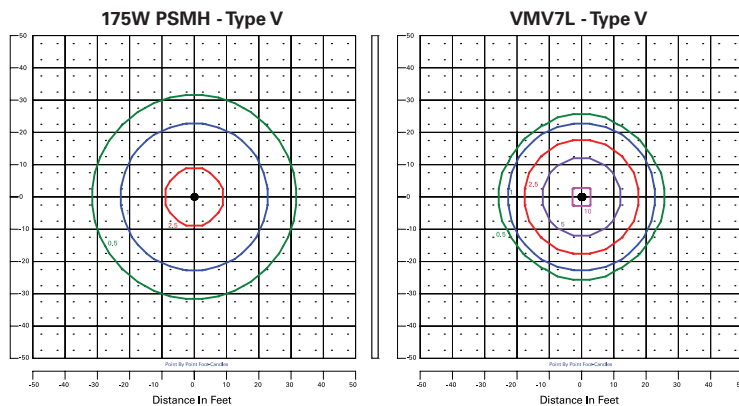


Type III optical pattern

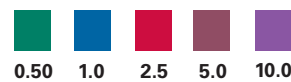


Calculation summary

Label	Calc. type (in Fc)	Avg.	Max.	Min.
VMV 175W MH Grid	Illuminance	0.53	3.2	0.1
VMV LED Grid	Illuminance	0.61	7.5	0.0



Type V optical pattern



Calculation summary

Label	Calc. type (in Fc)	Avg.	Max.	Min.
VMV 175W MH Grid	Illuminance	0.51	2.8	0.1
VMV LED Grid	Illuminance	0.69	10.1	0.0

Higher average footcandles, uniformity and distribution coverage with less than half the lumens and energy consumption compared to 175W metal halide

Actual lumens (nominal†)	VMV3L	VMV5L	VMV7L	VMV9L	VMV11L
Type I	3,360	5,045	6,844	8,823	10,730
Type III	3,309	4,468	6,741	8,618	10,660
Type V	3,531	5,335	7,195	9,266	11,440

Actual lumens (nominal†)	VMV13L	VMV17L	VMV21L	VMV25L
Type I	12,842	18,194	21,404	25,685
Type III	12,493	17,699	20,822	24,987
Type V	13,266	18,793	22,110	26,531

† Tolerance +/- 10%.

Notes:

**U.S. (global headquarters):
Eaton's Crouse-Hinds business**

1201 Wolf Street
Syracuse, NY 13208

(866) 764-5454
FAX: (315) 477-5179
FAX Orders Only:
(866) 653-0640

crousecustomerctr@eaton.com

For more information:

If further assistance is required, please contact an authorized Eaton Distributor, Sales Office, or Customer Service Department.

Canada

Toll Free: 800-265-0502
FAX: (800) 263-9504
FAX Orders only: (866) 653-0645

Mexico/Latin America/Caribbean

52-555-804-4000
FAX: 52-555-804-4020
ventascentromex@eaton.com

Europe (Germany)

49 (0) 6271 806-500
49 (0) 6271 806-476
sales.CCH.de@cooperindustries.com

Middle East (Dubai)

971 4 8066100
FAX: 971 4 8894813
chmesales@eaton.com

Singapore

65-6645-9888
FAX: 65-6297-4819
chsi-sales@cooperindustries.com

China

86-21-2899-3600
FAX: 86-21-2899-4055
cchsales@cooperindustries.com

Korea

82-2-3484-6783
82-2-3484-6778
CCHK-sales@cooperindustries.com

Australia

61-2-8787-2777
FAX: 61-2-9609-2342
CEASales@cooperindustries.com

India

91-124-4683888
FAX: 91-124-4683899
cchindia@cooperindustries.com

Eaton
1000 Eaton Boulevard
Cleveland, OH 44122
United States
Eaton.com

© 2018 Eaton
All Rights Reserved
Printed in USA
Publication No. 5123-0318
March 2018

Eaton is a registered trademark.

All other trademarks are property of their respective owners.