

SPARTAN LED  
Zone 1/21 SPX BL24 Flood Light



**Bespoke LED**

Raytec are specialists in LEDs and all our products are designed around LEDs with bespoke housing for optimum performance and reliability.



**Robust and Durable**

Designed from marine grade aluminium and able to withstand the most extreme environments.



**Beam Angles**

Available in a range of different beam patterns, both circular and elliptical.



**Intelligent Emergency**

Self-testing emergency battery providing up to 3 hours emergency back-up.

**5 YEAR WARRANTY**

All Raytec luminaires are provided with an industry leading 5 year warranty and have an expected useful life in excess of 10 years. See Warranty Statement for details.



# Technical Specifications

## Certification

ATEX Rating	ATEX UKCA and IEC Ex rated for Gas and Dust
Hazardous Area Rating	Zone 1 (Gas), Zone 21 (Dust)
Certificates	CML 13ATEX3007, IEC Ex CML14.0001 & CML21UKEX3099
Gas	II 2 G D Ex eb mb IIC T4 Gb Ta= Up to -50°C to +55°C (-20°C to +46°C for emergency variants)
Dust	Ex tb IIIC T98°C Db Ta= Up to -50°C to +55°C (-20°C to +46°C for emergency variants) IP66 & IP67
ABS Certificate #	ABS Certificate # 20-1990083-PDA

## Electrical

	BL24	BL24-HO	BL24 EMX25	BL24-HO EMX25
Input	110-254V 50/60Hz AC only Low voltage: 18-48V AC and 18-69V DC Extra low voltage: 12V AC/DC		110-254V 50/60Hz AC only	
Power	20W	34W	24W	37W
Termination	Incoming terminal block suitable for looping 4 core 4mm <sup>2</sup> cable (6mm <sup>2</sup> available on non EMX versions - POA)			
Power Factor	>0.9			
Cable Entries	4xM20 as standard (other entries available upon request), dispatched complete with three ATEX/UKEX/IEC Ex approved blanking plug			

## Optical

	BL24	BL24-HO	BL24 EMX25	BL24-HO EMX25
Beam Patterns - Circular	10°x 10° or 30°x 30° or 50°x 50° or 80°x 80° or 120°x 120° (10 x 10 option can be upgraded to Vario Technology)			
Beam Patterns - Elliptical	35°x 10° or 60°x 25° or 80°x 30° or 120°x 50° (VARIO)			
Lumen output on mains	2,500 lm – circular beam patterns 2,250 lm – elliptical beam patterns (VARIO)	4,250 lm – circular beam patterns 4,000 lm – elliptical beam patterns (VARIO)	2,500 lm – circular beam patterns 2,250 lm – elliptical beam patterns (VARIO)	4,250 lm – circular beam patterns 4,000 lm – elliptical beam patterns (VARIO)
LED type	Platinum Elite SMT LEDs			
Number of LEDs	24			
CRI	80+			
Colour Temperature	6500K standard			

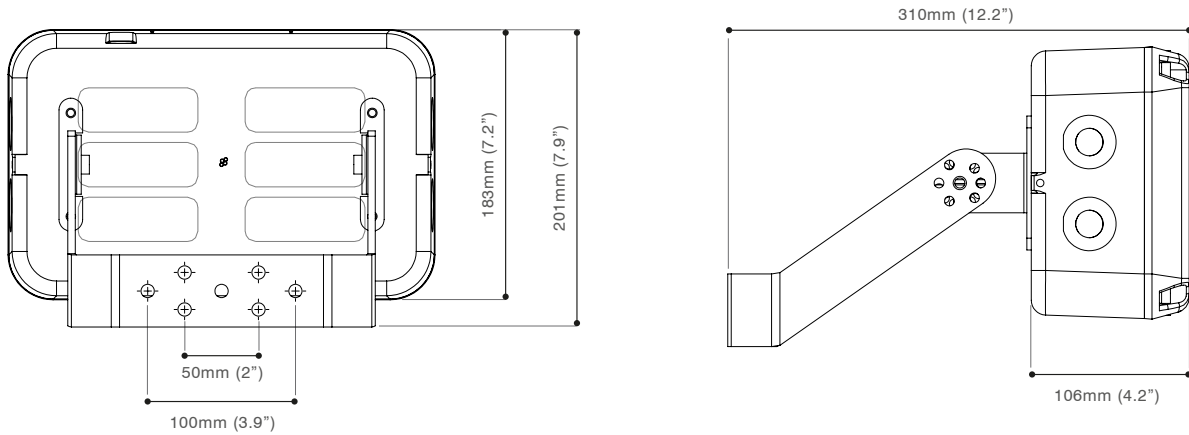
## Mechanical

	BL24	BL24-HO	BL24 EMX25	BL24-HO EMX25
Burning Position	Universal			
IP Rating	IP66 & IP67			
Temperature Range	- 50°C to +55°C		- 20°C to +46°C	
Weight	5kg (11.0lbs)		6kg (13.2lbs)	
Enclosure	Marine grade aluminium epoxy powder coated, toughened glass, all external fasteners and brackets are marine grade stainless steel			
Unit Colour	Silver (RAL 9006)			
Installation instructions	Please see document 0940-D-00007 at <a href="http://www.rayteclcd.com">www.rayteclcd.com</a>			
Battery care instructions	Please see document 0010-D-00001 at <a href="http://www.rayteclcd.com">www.rayteclcd.com</a>			
Dimensions	See Dimensional Sketches			
Mounting	Stirrup bracket (as shown on next page). Other options available.			

## Technical Specifications - Continued

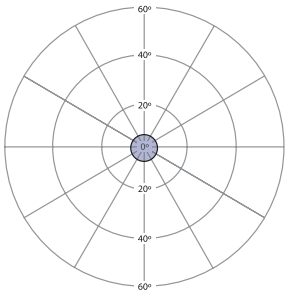
Intelligent Emergency	BL24 EMX25	BL24-HO EMX25
Function	Self-testing intelligent emergency	Self-testing intelligent emergency
System health indicator	Tri-colour LED indicator	Tri-colour LED indicator
Emergency Duration	Up to 3hrs @ 25% power Other options available	Up to 3hrs @ 25% power Other options available
Emergency Battery	2.5 Ah	2.5 Ah
Emergency Charge Time	20 hours	20 hours

## Product Dimensions

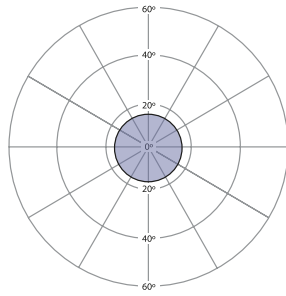


## Beam patterns - Circular

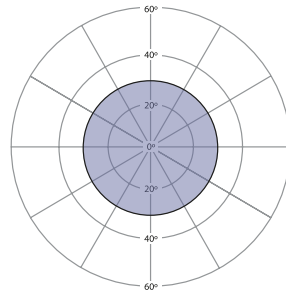
10° x 10°



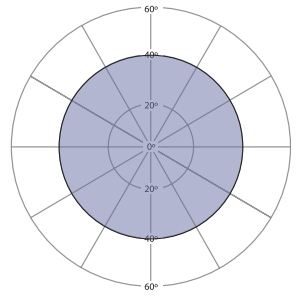
30° x 30°



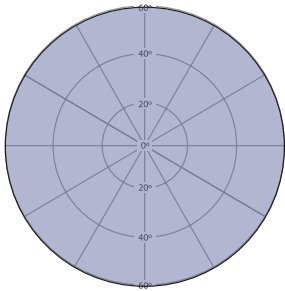
50° x 50°



80° x 80°

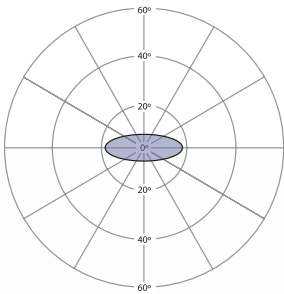


120° x 120°

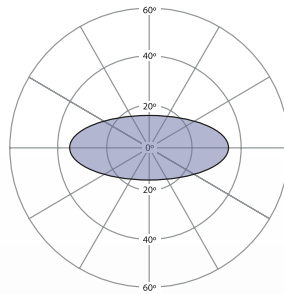


## Beam patterns – Elliptical (VARIO)

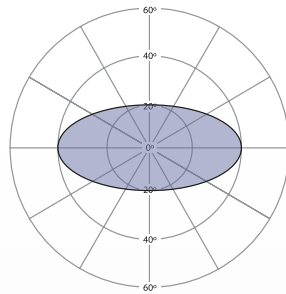
35° x 10°



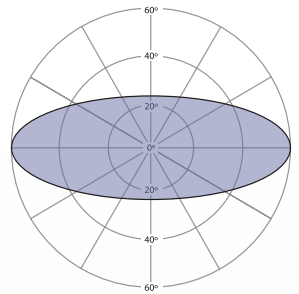
60° x 25°



80° x 30°



120° x 50°



# Part Code Builder

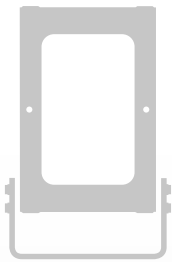
## SPARTAN BL24 Flood

Example - SPX-BL24-W-5050-SB30

Family	Model	Light Type	Optic	Emergency	CCT	Power	Entry	Mounting
SPX	BL24	W - White Light	120120	NOT STATED - Non EM	Not Stated - 6500K	Not Stated - Standard Mains	Not Stated - M20	SB30 - Stirrup Mount (floodlight 30°)
	BL24-HO		12050	EMX25 (3 hour)	4K - 4000K	LV - Low Voltage (Non EM only)	M25	
			1010			ELV - Extra Low Voltage (Non EM only)		
			3030			LO - Low Output (12W)		
			5050					
			8080					
			50120					
			8030					
			6025					
			3510					

\*Other options available, please contact Raytec for more information

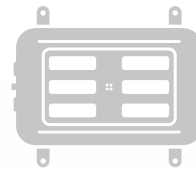
## Products in the SPARTAN Family



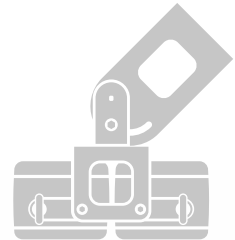
SPARTAN Flood



SPARTAN Linear



SPARTAN Bulkhead



SPARTAN Crane